

# Summer Examinations 2025

## Expectations and Routines



Ready



Respectful



Safe

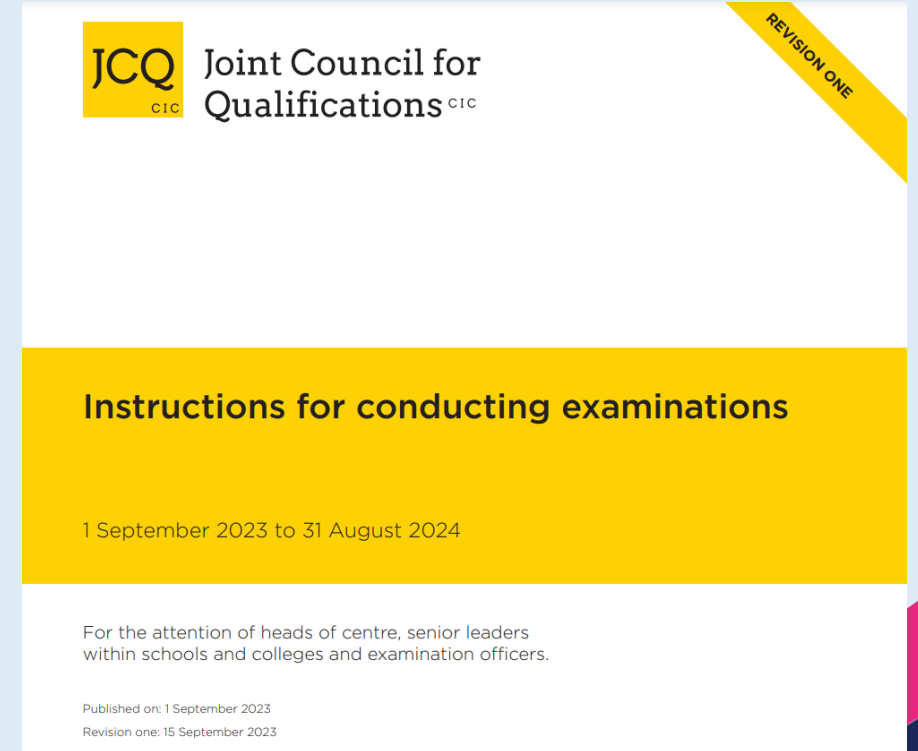


Joint Council for  
Qualifications



Westfield School

- **Set the rules**
- Receive all reports of malpractice (Eg a student speaks during the exam, a phone is present in the exam room)
- Make decisions regarding the sanction (Eg the paper is disallowed)
- Inspect the school and check that rules are being followed
- If you see any links to exam questions before an exam, don't click on the link. Report it to school instead.



Westfield School



- You are independent and give yourself the best chance of success by **being prepared** for each exam.
- You understand the rules and regulations and are **ready** for the rigor of those in final exams.



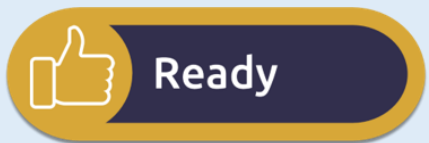
- You **respect that there are other students** around you whose futures depend on how well they do. You do not affect others with your actions.



- **You do not jeopardise your result** (and therefore future) through malpractice.



Westfield School



# Morning Exams

- Period 6 revision sessions will take place the day before.
- On the day of the exam, there will be 'booster' sessions from 8:10-8:30am
- You will NOT go to PDT on these days, you will instead meet with a subject specialist (timetable will be provided).
- You need to be in the timetabled room by 8:30am, having already put your belongings in your locker.
- You will leave the timetabled room from 8:45, as directed by SLT.
- After the exam – go to the Dining Hall for an early break (as instructed)



Westfield School

8:10-8:25 – Morning booster session



8:25-8:30 – Bags and belongings to your lockers



★ 8:30-8:45 – in the timetabled room for the subject, with a specialist ★



8:45 – begin dismissal to the exam hall

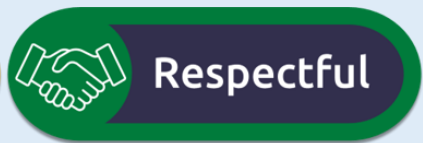
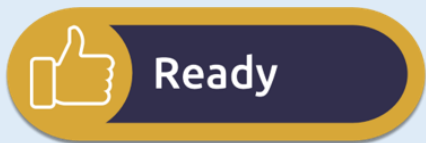


9:00 - exam begins



Go to period 2 lesson or the Dining Hall if an early break has been given.





# Afternoon Exams

- 12.45pm go directly to **your locker** with pace and purpose on the whistle
- Come to the **Dining Hall for 12:55**, ready for an exam booster with a subject specialist.
- You will then be directed to the Exam Hall in small groups from **1:05pm**.
- After the exam, if you don't have an exam the following morning, you can go home.
- If you have an exam the next day, you will be invited to attend a **revision session period 6**.



Westfield School

12:45 – Take your bags and belongings to your lockers



12:55 – Meet with a subject specialist in the Dining Hall



13:05 – begin dismissal to the exam hall



13:15 – exam begins



After the exam, go home or to the Dining Hall to await period 6 revision session



3pm – period 6 session begins



# Exam and revision calendar

Mon 12 May			GCSE 8702/1 English Literature Paper 1 - Shakespeare and the 19th century novel 1h 45m		JOH	N	GCSE J277/01 Computer Science - Computer systems 1h 30m  GCSE 1CNO 1H Chinese Paper 1 Listening H 45m GCSE 1CNO 3H Chinese Paper 3 Reading H 1h 05m	<b>Biology Paper 1</b> Triple - JP in 226 11Y1 - JHA in 229 11X1 - JS in 230 11X2 - LS in 231 11X3/X5 - AG in 232 11Y2 / X4 - JA in 234 11Y3 - DW in 235
Tues 13 May		DD	GCSE 8062/13 & 15 Religious Studies A Paper 1 Christianity & Islam 1hr 45m		Y11 to attend their usual Science classroom		GCSE 8461/1F & 1H Triple Biology Paper 1 1h 45m GCSE 8464/B/1F & 1H Combined Science: Trilogy Biology Paper 1 F & H 1h 15m	<b>Geography Paper 1</b> 11a1 & 11C - RES in 103 11a2- CS in 110 11a3 - RWD in 104 11B - RH in 102
Wed 14 May			GCSE 8035/1 Geography Paper 1 Living with the physical environment 1h 30m		JL/NF		Cam Nat R184/01 Sport Studies - Contemporary issues in sport 1hr 15m	<b>Maths Paper 1</b> 11x1 - CP in 124 11x2 - SWT in 120 11x3 - PP in 123 11x4 - LCE in 122 11x5- PW in 119 11y1 - KB in 121 11y2 - EH in 126 11y3 - EB in 117 11y4- RL in 125 11y5- PW in 119
Thurs 15 May			GCSE 1MA1 1F & 1H Mathematics Paper 1: Non-Calculator F & H 1hr 30m				GCSE 8668/WH German Paper 4 Writing H 1h 15m	<b>History Paper 1</b>  <b>Business Paper 2</b> 11B1 - JOH in 143 11B2 & 11D1 - ESH in 144





# Monday 12<sup>th</sup> May

## Morning Exam/s

### All students

Revision session: 8:10 (English Classrooms)

Bags in lockers: by 8:30

Attend booster session: 8:30

Exam Start time: 9:00

Exam:

English Literature Paper 1 (1hr 45mins)

After the morning exam today go to:

Break in the Dining Hall and then period 3.

## Afternoon Exam/s

### Computer Science students only

Leave lunch time: 12:45

Return to Dining Hall: 12:55

Exam Start time: 13:15

Exam:

Computer Science 1hr 30 mins

After this exam go to:

Period 6 Biology revision session (for all students)



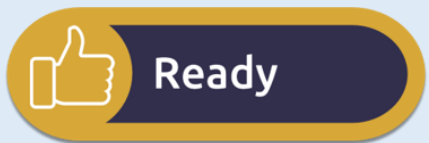
Ready



Respectful



Safe



# General Exam Routines

- Prepare your equipment at home Before the exam
- Check the exams board when you arrive at school
- make sure all items are away in lockers
- know the start time and
- your seat\*



Westfield School

# Seating plans

You will sit in the same seat for all of your exams, for all subjects.

The only exceptions are:

- Health and Social Care on Tuesday 6<sup>th</sup> May
- Business on Friday 9<sup>th</sup> May





# General Exam Routines

## Enter the exam

- Enter the exam in silence
- You **must** sit in your allocated seat – there can be no discussion about this at the start of an exam or during an exam



Westfield School



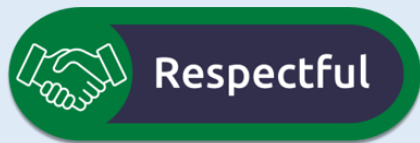
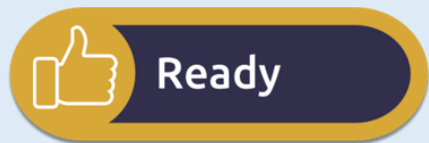
# General Exam Routines

## Bags

- Bags are not allowed in the hall
- You will take them to **your locker** before each exam
- You may not return to your bag during the exam



Westfield School



# General Exam Routines

Start

- Put your equipment on the desk
- You may not open your exam
- You may not write on your exam (even your name)
- You may not communicate
- Wait for invigilator instructions before you start writing

**Communication includes:** talking, whispering, making noises, whistling catching a students' eye, turning around or to the side, hand gestures



Westfield School



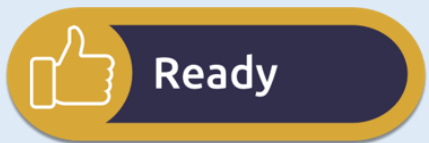
# General Exam Routines

## The paper

- Ensure you have written your name, candidate and centre numbers on your paper at the start of the exam when told to do so
- Read the instructions on the front page of the exam
- Do not deface (write, etch, graffiti, doodle) on the exam desk – this is contrary to exam regulations
- You will be given a 5-minute warning before the end of your exam
- Follow all instructions given by the exams staff



Westfield School



# What do I need?



- **Transparent** pencil case (or loose equipment)
- **Black** ball point pen/biro (+ spare)
- Pencil
- Ruler
- Eraser
- Sharpener
- **Scientific calculator** (science, maths and other exams such as geography)
- Geometry set (maths exam)

There will be no spare scientific or other calculators for any of your exams. It is vital you have this equipment with you. If you are concerned about this, please see Mr Griffiths, Ms Campbell or Mrs Hassall, before the exam season begins (today).



Westfield School

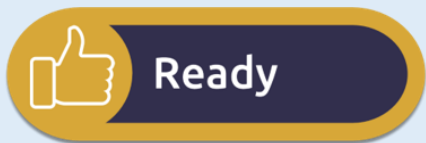


# Exams that need a calculator

- Biology
- Chemistry
- Physics
- Business
- Engineering
- Further Maths (Paper 2)
- Geography
- Maths (Paper 2 & Paper 3)

Subject	Materials	Not allowed
Biology Paper 1	Black pen x 2, pencil, ruler and scientific calculator	
Biology Paper 2	Black pen x 2, pencil, ruler and scientific calculator	
Business Paper 1	Black pen x 2, pencil, highlighter, calculator	
Business Paper 2	Black pen x 2, pencil, highlighter, calculator	
Chemistry Paper 1	Black pen x 2, pencil, ruler and scientific calculator	
Chemistry Paper 2	Black pen x 2, pencil, ruler and scientific calculator	
Computer Science Paper 1	Black pen x 2, pencil, ruler, sharpener, highlighter	No Calculator
Computer Science Paper 2	Black pen x 2, pencil, ruler, sharpener, highlighter	No Calculator
Engineering	Black pen x 2, pencil, highlighter, ruler and calculator	
English Language Paper 1	Black pen x 2, highlighter	
English Language Paper 2	Black pen x 2, highlighter	
English Literature Paper 1	Black pen x 2, highlighter	
English Literature Paper 2	Black pen x 2, highlighter	
Food	Black pen x 2, highlighter	
French - all papers	Black pen x 2, highlighter	
Further Maths Paper 1	Black pen x 2, mathematical instruments	No Calculator
Further Maths Paper 2	Black pen x 2, mathematical instruments, and calculator	
Geography Paper 1	Black pen x 2, pencil, rubber, ruler, highlighter, calculator	
Geography Paper 2	Black pen x 2, pencil, rubber, ruler, highlighter, calculator	
Geography Paper 3	Black pen x 2, pencil, rubber, ruler, highlighter, calculator	
Health & Social Care	Black pen x 2, highlighter	
History Paper 1 - 11 Medicine	Black pen x 2, pencil, highlighter	
History Paper 2 - B4 Elizabeth & P3 American West	Black pen x 2, pencil, highlighter	
History Paper 3 - 31 Germany	Black pen x 2, pencil, highlighter	
Imedia	Black pen x 2, highlighter	
Maths Paper 1	Black pen x 2, pencil, ruler, protractor, compass, eraser	No Calculator
Maths Paper 2	Black pen x 2, pencil, ruler, protractor, compass, eraser, scientific calculator	
Maths Paper 3	Black pen x 2, pencil, ruler, protractor, compass, eraser, scientific calculator	
Physical Education Paper 1	Black pen x 2, highlighter	
Physical Education Paper 2	Black pen x 2, highlighter	
Physics Paper 1	Black pen x 2, pencil, ruler and scientific calculator	
Physics Paper 2	Black pen x 2, pencil, ruler, protractor and scientific calculator	
Polish - all papers	Black pen x 2, highlighter	
Religious Education Paper 1	Black pen x 2, highlighter	
Religious Education Paper 2	Black pen x 2, highlighter	
Spanish - all papers	Black pen x 2, highlighter	
Sport Studies	Black pen x 2, highlighter	





# Water bottles

- Water bottles must be see-through. No markings (logos, volume etc) on reusable bottles
- No labels: please remove beforehand or, preferably, bring a reusable water bottle.



Westfield School



Safe

# Mobile Phones

Your phone must be turned off and be in your bag anyway as part of the school expectations.

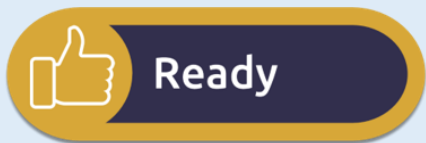
No phones, smartwatches or ear buds are allowed on your person in the exam hall.

If you do have a phone in the exam room, this will result in you being reported to the national exam regulator and could result in a failure for that exam and/or other exams you take this summer.

Better to put wrist watches and any jewellery in bags before the exam.



Westfield School



# Not allowed in the room

- Mobile phone, smart watch, or smart glasses
- Any other internet enabled device
- Ear buds/headphones – you must show us on entry
- Any other wrist watch or jewellery
- Food or drink, other than a bottle of water (no label)
- Any notes/books
- Any other item that is not on the equipment list for the exam
- Bag/coat
- Writing on your hand/arm



Westfield School



# General Exam Routines

- At the end of the examination, the exam lead will ask you to stop writing. You must do this.
- Your papers will be collected, one by one
- **Remain in your seat, silent, not communicating** in any way with other students or staff
- You will be dismissed row by row.
- **Leave silently**
- Other students may still be completing exams
- **Leave the exam area, only talking to your peers quietly when you can no longer see your exam space.**

End



Westfield School



# Respect all staff

Exam invigilators and other school staff are here to help and support you.

It is their job to remind you of the exam regulations and our expectations.

Please allow them to do their job and follow their instructions first time of asking.



Westfield School



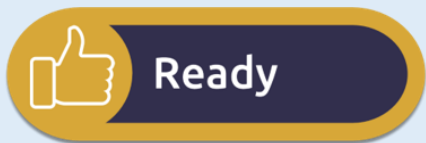
Please be **respectful** of the Y11 students who are sitting mock exams and all members of staff who will be supporting a **purposeful, calm learning environment**.

All Students



- Please be **silent around the main hall**, library and any other room with an 'Exams in Progress sign'.  
At lunch, break and changeover the **doors** near the main hall from both ends may be **closed** with 'Exams in progress signs in place'.  
Please **find a different route to your next lesson** (via top deck or outside of the building).
- Please **respect** the **staff** who are stood at doors to ensure the exam area remains silent.
- Please take responsibility for your own behaviour in the corridors, go **calmly** with **pace** and **purpose** to all lessons





# Ask for Help

**There are no 'silly questions'! Please ask and seek support.**

- Ms Campbell (Exams Manager) - office near library/end of English
- Mr Griffiths and Mrs Hassall (SLT Exams Leads)
- Mrs Lister/Mr Clayton/PDT tutor
- Any member of the leadership team
- Your class teacher (for subject-specific questions)

We do this because we care – be the best that you can be.